

modularwa.com.au



modularwa

Genuinely better homes

PRESTART SELECTION GUIDE

Prestart selections



Welcome to the Modular WA Prestart process.

This is generally the most exciting part of building where you get to choose colours for your home, tapware, doors, door handles, cabinets and so much more.

We hope that the following pages will assist in the prestart process so that when you arrive at the prestart meeting it will be a fun enjoyable experience.

While we offer several pre-determined colour selection boards it would be advisable to visit the tile, carpet and window treatments suppliers, should these be included in your contract as they offer a larger selection than what we have in the showroom.

Please bring the following to the Prestart meeting with you:

Colour selections

- Swan Ceramics tile selection sheet (if applicable)
- Parrys Carpets selection sheet (if applicable)
- Blinds Gallery selection sheet (if applicable)
- Specifications and/or brochures of any chosen items that differ from the prestart catalogue
- Fridge and washing machine dimensions (to ensure your appliances will fit in your new residence)
- Microwave dimensions (if applicable)
- Electrical plan mark ups

We have only shown a small selection of the variety of upgrade items available to you. Your prestart consultant will be able to assist you at the prestart meeting with any items that you would like to upgrade. *Please be advised that any upgrades will incur extra charges.*

It is recommended that you make as many selections as possible prior to the Prestart meeting however, please be assured we will be on hand to offer you as much assistance as you require

Thank you for building with Modular WA.



OUR SUPPLIERS



Swan Ceramics

7A/5 Rowallan Street,
Osborne Park WA 6017

Ph: 9242 3093

Contact: Sue Raynor

PARRYS

Parrys Carpets

203 Alexander Road,
Belmont WA 6104

Ph: 9478 5588

Contact: Blake Fairlie



The Blinds Gallery

120 Furniss Road,
Landsdale WA 6065

Ph: 9406 1000

Contact: Nathan Zorbas




window & sliding door frame colours


Jason Windows is known for continually innovating over their 50 years in the industry with product solutions crafted for the West Australian home owner. Jason Windows has earned the position of a leading glass supplier through a commitment to outstanding customer service and supply of high quality products.




Nightsky



White Lustre



Silver Lustre



Pearl White



Anotec
Dark Grey Matt



Charcoal Lustre



Stormfront





roof cover

Strong, secure and energy smart, COLORBOND® steel is tried and tested in Australian conditions to look great and deliver outstanding, long life performance. With 22 colours in the range, you can choose a roof or wall colour that sets the theme for your whole home or complements your other building material choices. In particular, you can 'mix and match' colours with your gutter, fascia and downpipes made from COLORBOND® steel.

Furthermore, the range of thermally efficient light colours can help to keep your home cooler on hot sunny days.


STANDARD (if included in the contract)

CONTEMPORARY Colorbond Colours

CLASSIC Colorbond Colours - Suitable for use on roof and/or walls



Basalt
Roof Walls



Dover White
Roof Walls



Dune
Roof Walls

Colorbond®



Evening Haze
Roof Walls



Gully
Roof Walls



Ironstone
Roof Walls



Jasper
Roof Walls




Southerly
Roof Walls



Monument
Roof Walls




Shale Grey
Roof Walls



Surfmist
Roof Walls



Bluegum
Roof Walls



Classic Cream
Roof Walls



Cottage Green
Roof Walls



Deep Ocean
Roof Walls



Manor Red
Roof Walls



Nightsky
Roof Walls



Paperbark
Roof Walls



Pale Eucalypt
Roof Walls



Zinalume
Roof Walls

* Please note that the colours shown here may vary from the actual colour. Colour swatches are available from our showroom or your nearest Colorbond supplier. Feel free to contact us should you want a posted sample prior to the prestart meeting.



Woodland Grey
Roof Walls

UPGRADES

ULTRA Colorbond Colours



Dune
Roof Walls



Monument
Roof Walls



Surfmist
Roof Walls



Shale Grey
Roof Walls



Wallaby
Roof Walls



Windspray
Roof Walls



Woodland Grey
Roof Walls

MATT Colorbond Colours




Basalt
Roof Walls




Dune
Roof Walls



Monument
Roof Walls



Shale Grey
Roof Walls



Surfmist
Roof Walls



Bluegum
Roof Walls





external wall cladding

At BGC plasterboard and fibre cement, they pride themselves on an instinctive flair for both innovation and the environment. First impressions count, and with a choice of both traditional and contemporary styling, BGC manufacture exterior cladding in a wide variety of designs to suit every taste.

STANDARD



Duraplank 230mm smooth boards



COLORBOND cladding
(if included in the contract)



UPGRADES



Stratum Duo 300mm smooth boards



Stratum Contour 170mm smooth boards



Stratum Era 295mm smooth boards




Duragroove 150mm vertical smooth boards



external entry doors

Stylish M&B entrance doors feature modern and classic 'carved' designs on the external face and are constructed using approved 'Coritech' construction with a honeycomb core for superior sound proofing.

STANDARD



Ardross



Aveley




Leederville




Lexia



Madeley




Meelon



Mosman



Shenton



No. 7 half light door

Laundry external door

- if applicable

internal doors

STANDARD



Redicote flush panel


UPGRADES




Chandon



Alkimos



Aubin



Lathlain



door furniture - internal

Zanda is the supplier of high-end architectural door hardware with 165 years of industry experience. Offering an exclusive range of handles, locks, and entrance kits. They are a wholly owned and operated Australian manufacturer providing the highest standards of quality from design through to delivery. Combined with excellent customer service and support, making them the preferred choice for industry professionals.

STANDARD



Aldo



Baxter



Trident



Sceptre

UPGRADES



Boston



Apollo



Qube



Epic



Streamline



Luxe



Oxford



Vector

Select your colour



SC
Satin chrome



BN
Brushed nickel



BN/C
Brushed nickel/
chrome



GN
Graphite nickel



MB
Matt black



SSS
Satin stainless steel

- external

STANDARD



Aldo



Sceptre



Trident

UPGRADES



Apollo Longplate



Polo Pull handle



Quattro Longplate

Door deadlock

STANDARD



Triad round slimline deadlock



Triad square deadlock
Single or double deadbolts

UPGRADES



Slimline deadlock





tapware and accessories

Alder Tapware is one of Australia's leading brands that designs and manufactures high quality mixer taps, tapware, showers, bath fillers and accessories for the contemporary and stylish bathroom, kitchen and laundry space.

STANDARD

Classico Mixers



Classico sink mixer
(51093)



Classico basin mixer
(50093)



Classico wall mixer
(52090)



Moda bracket shower with
flexible hose (HS375)



Classico AD designer shower rose
(99400)



Niseko 170mm bath spout
(00314)

alder

STANDARD

Akita Tapware



Akita basin set
(38090)



Akita bath set
(38890)



Akita washing machine set
(38390)

STANDARD

Star Accessories



Star 750mm single towel rail
(86991)



Star 750mm double towel rail
(86992)



Star toilet holder
(86993)

tapware and accessories

UPGRADES

Alto Tapware



Alto kitchen hob mixer
(81290)



Alto basin mixer
(81090)



Moda rail shower HS205
(98325)



Alto wall mixer
(81390)



Alto laundry swivel spout
(81297)

UPGRADES

Kali Tapware



Kali basin mixer
(49093)



Kali wall mixer
(49390)



Kali kitchen hob mixer
(49495)



Excite rail shower
HS375 (98650)

UPGRADES

Taya 2 Tapware Matt Black Range



Taya 2 black kitchen sink mixer
(94495)



Taya 2 black basin mixer
(94105)



Taya 2 black wall mixer
(94381)



Taya black hi rise
shower rectangle
(98795)



Taya 2 bath set 175mm spout on backplate
(94221)

UPGRADES

Alto Accessories



Alto single towel rail 750mm
(81900)



Alto toilet holder
(81904)



Alto soap basket
(81912)




Alto double towel rail 750mm
(81902)



Alto towel ring
(81906)



Alto robe hook
(81908)



Alto glass shelf
(81910)




tapware and accessories

UPGRADES

Taya Matt Black Accessories



Taya black single towel rail 600mm
(94951)



Taya black double towel rail
600mm (94953) or 800mm (94949)



Taya soap basket
(94956)



Taya toilet roll holder
(94955)

UPGRADES

Flex Tapware (range available in Matt Black option)



Wall Bath/Basin Bath Fixed Spout 170mm
(98847)



Sink Mixer Chrome
(45490)



Wall Mixer Chrome
(45390)



Basin Mixer Chrome
(45090)

UPGRADES

Soho Tapware (range available in Brushed Nickel and Matt Black options)



Wall Bath/Basin Bath Fixed Spout 170mm
(98847)



Sink Mixer Chrome
(54490)



Wall Mixer Chrome
(54390)



Basin Mixer Chrome
(54090)

alder



bathroom fixtures

STANDARD



Chios 201 – inset basin
(191467)



Kyra 017 White
Ceramic basin, inset above counter, square
(191447)



Select 103 1525 bath
(191511)



Everhard Close Coupled
Toilet Suite (75500C)

UPGRADES



Aurora 385 – rose quartz
Ceramic basin, above counter



Limni 420 Ceramic Basin (191084)



Modia Wall Faced Toilet Suite – with deluxe seat
Clean flush, Nanoglaze, Easy Care Height
(191760)



ARKO 120 - available in a 1500mm and 1700mm length

kitchen and laundry fixtures

Seima – Suppliers in excellence and quality designer plumbing items. They are innovators having released the first Rimless Clean flush toilet here in Australia and developed the Blade splash free kitchen sink. Their products are designed and manufactured for function while incorporating the aesthetic needs of Australians.

STANDARD



Kitchen Sink - ACERO 1160
(standard if included in specification)



Kitchen Sink - ACERO 860
(standard if included in specification)



Seima Tilos 600 Freestanding Laundry Unit
(standard if included in specification)
(191712)



Laundry Trough - ACERO 007
(standard if included in specification)
(191594)

SEIMA

appliances

For over 60 years Westinghouse has been a household name in Australia as a leader in the home appliance market. Designed for family living, Westinghouse premium appliances are designed to make life a little simpler, with stylish and practical features.

STANDARD

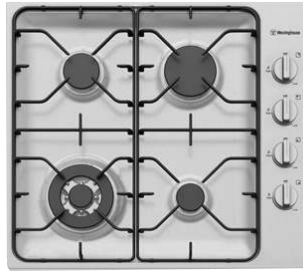
60cm appliances – standard if included in specification



Canopy rangehood
CRC612SB



Integrated rangehood
WRI514BB (if included)



Gas cooktop
WHG643SB



Electric oven
WVE613SC

STANDARD


90cm appliances – standard if included in specification



Canopy rangehood
WRF900CS



Integrated rangehood
WRI700SB (if included)



Gas cooktop
WHG953SB



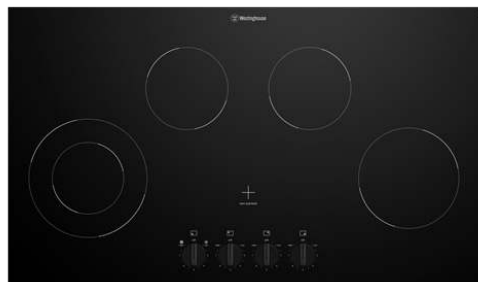
Electric oven
WVE915SC

UPGRADES

Electric hotplate options



60cm 60cm – WHC642BC



90cm – WHC942BC





lighting

STANDARD



Interior
LED Oyster



Exterior
LED Bunker (Also available in black)

UPGRADES



Interior LED Downlights



Pendants –
to be chosen at Pre-start



Bondi Up/Down Light SE7122TC
(available in Black, Silver or Stainless Steel)

exhaust fans

STANDARD



Fantech Response
(RESPG150RNWH)

UPGRADES



Martec 3x1 Heat/Light/Fan Combo

ceiling fans

UPGRADES




Ventair Stanza
With light Without light




shower screens and mirrors frames

STANDARD

ULTRA Colorbond Colours



White



Matt Silver



Matt Black

UPGRADES



Bright Silver


sliding robe door frames and panels

STANDARD

ULTRA Colorbond Colours



White



Matt Silver



Matt Black

UPGRADES



Bright Silver

cabinetry handles

STANDARD



C-Pull



D-Pull



T-Bar



Valencio



Kingston



Diatrobe



Lohnro



Winx



Oxford



Pull




Galieo

Handle colour options



Chrome



Satin




Stainless Steel



Nickel



Black Chrome



Matt Black

benchtops

STANDARD

Laminate



Square edge



Squareform 10x10



Round

UPGRADES

Essastone & Qstone (if included in specifications)



Stone round edge



Stone pencil edge



Waterfall end

flooring

STANDARD

Voyage Vinyl Flooring – if included in specification



Aged Oak



Ancient Pine



Cappuccino



Coastal Blackbutt



Desert Oak




French Oak



Grey Ash



Marri



Midnight Oak



Nougat



Rustic Oak



Silver Oak



Spotted Gum



Tasmanian Oak




White Ash



Winter Oak


Denmark Level Loop Pile Carpet – if included in specification



Feathertop



Franklin



Hotham



Howitt



Riverina



Selwyn



Townsend


Glenside Cut Pile Twist Carpet – if included in specification



Bone




Chestnut



Forged Iron



Ghost Grey



Starlight

PARRYS

notes



modularwa
Genuinely better homes

Contact Us

Phone: 08 6454 0919 or 1800 001 016

Email: sales@modularwa.com.au

Address: 31 Challenge Blvd, Wangara WA 6065
PO Box 1786 Wangara Dc 6947

modularwa.com.au



2019 HIA TRUECORE® Steel Perth Housing Awards Winners
Best Transportable Home (Perth)
Best Transportable Home (Mid West)
Excellence in Service (Mid West)